




District Report Card: 2017			
State: Nagaland		District: Longleng	
Class: 3		Subject: Language	
Schools: 37		Students: 236	


Participation/Coverage


Students

<div>GENDER</div> <div></div>	Boys		Girls	
	Number	%	Number	%
	105	44.49	131	55.51

<div>AREA</div> <div></div>	Rural		Urban	
	Number	%	Number	%
	180	76.27	56	23.73

<div>CATEGORY</div> <div></div>	SC		ST		OBC		GEN	
	Number	%	Number	%	Number	%	Number	%
	3	1.27	232	98.31	0	0.00	1	0.42

<div>CWSN</div> <div></div>	LD	VI	HI	S&LD	ID	Oth
	1	0	1	30	0	0

<div>Management</div> <div></div>	Government		Government-aided	
	Number	%	Number	%
	236	100.00	0	0.00

Average Performance of Students in Language (%)

Overall	Gender		Area		Management		Social Group			
	Male	Female	Rural	Urban	Govt.	Aided	SC	ST	OBC	GEN
59.27	61.33	57.61	57.70	64.29	59.27	0.00	84.44	58.82	0.00	86.67

Performance on Learning Outcomes (LOs)

Learning Outcomes	Description	Average Performance(%)
L304	Reads small texts with comprehension i.e., identifies main ideas, details, sequence and draws conclusions	63.47
L312	Reads printed scripts on the classroom walls: poems, posters, charts etc.	50.85

Range of Performance of Students who Answered Correctly							
Below 30%		30% - 50%		50% - 75%		Above 75%	
Number	%	Number	%	Number	%	Number	%
30	12.71	72	30.51	65	27.54	69	29.24

Lowest Performing Learning Outcomes (LOs)

- 1 - Reads printed scripts on the classroom walls: poems, posters, charts etc. (50.85)
- 2 - Reads small texts with comprehension i.e., identifies main ideas, details, sequence and draws conclusions (63.47)